


# 4916

## Antenna Coupler

**AEROFLEX**  
A passion for performance.



### Highlights

- 3G ready solution for all mobile phone types
- Wide frequency range for future technologies
- Precise results with excellent RF match
- Good coupling values on all phones
- High repeatability using snap positions

### All Mobiles Fit on 4916 Antenna Coupler

Aeroflex's 4916 Antenna Coupler moves mobile phone testing into a new dimension by solving three challenges:

- Testing mobile phones with a good RF connection independent of size and antenna location
- A wide frequency range covering current and upcoming 2G and 3G frequency bands
- An RF match, as yet unachieved in the market, for measuring accuracy and with high certainty

The 4916 Antenna Coupler achieves all three objectives without compromising on state-of-the-art performance. It ensures an enhanced level in mobile phone testing to service shops, repair centers, manufacturers and R&D labs.

The diversity in mobile phone design is ever increasing. The age of the simple rectangular phone with a top-located antenna has passed. Today's phones are made in all kinds of shapes and sizes with varying antenna positions.

A testing device such as the 4916 Antenna Coupler needs to reflect this. Its flexible shuttles allow every phone antenna to be moved above the „sweet spot“ (center point of reception) to provide precise and repeatable measurements.

The standard shuttle carries a universal mobile phone cradle suitable for most standard phones. Phones can be placed on or removed from the 4916 Antenna Coupler using only one hand. The shuttle snaps in five locations, guaranteeing sustained accuracy of measured results.

To test large phones like PDAs, the standard shuttle can be replaced by a shuttle with a PDA cradle.

The XY Shuttle can be moved in two dimensions, reducing the coupling loss and increasing measurement repeatability.

Data cards for notebook PCs can be tested with the 4916 and the 1210 PCMCIA Data Card Testing Option (see separate data sheet).

Move the shuttle down while pressing the unlock latch, remove the shuttle from the 4916's coupling plate, place the PDA or the XY shuttle on the plate and move it up. That's it! 4916's PDA shuttle carries a universal cradle for all types of wide phones and wireless PDAs. On the XY Shuttle, two flexible clamps hold the device in the desired position.



*On the XY Shuttle, the mobile phone can be fixed in 25 positions from the top-right to the bottom-left corner*

For the very latest specifications visit [www.aeroflex.com](http://www.aeroflex.com)

## Wide Frequency Band Covers 3G, Wireless LAN and GPS

Aeroflex's 4916 Antenna Coupler covers a continuous wide frequency range from 700 MHz to 2.7 GHz. Unique to the market, the 4916 covers all frequencies within this range without gaps in between. This wide range encompasses all current mobile phone frequency bands such as GSM 850/900/1800/1900, CDMA, TDMA, AMPS, UMTS, CDMA2000, TD-SCDMA, Bluetooth™, Wireless LAN, GPS and future technologies, extended cellular (750 MHz) and Galileo.

All these systems are encompassed by a new antenna design. This also means a center point for all frequencies, no compromise in coupling position on dual or triple-band phones.

Additionally, this antenna design is non-sensitive in orientation. Horizontal or vertical polarization makes no difference. Good coupling values are achieved for both polarizations. Especially in respect of new mobile phones with built-in flat antennas (PIFA) have different polarizations through the frequency bands. The RF design of the 4916 tolerates different polarizations and provides continuously good coupling values. The results can be repeated, regardless of whether the antenna is a stick-on, left, right, center or a flat built-in antenna.

## Precise Measurements with High Accuracy

A measurement tool needs to support precise testing. Therefore, special wideband RF networks are designed to provide an excellent match – an RF match which is unique in the antenna coupler market. With this RF match, precise measurements are possible without compromising accuracy.

Conversely, a bad RF match can also impact the frequency response. This will result in incorrect RF level measurements or in distortion on wideband carriers like Wideband CDMA, CDMA2000 or Wireless LAN. The 4916's frequency response is flat, ensuring very little coupling variation within a band and no impact on wideband carriers.

Moving mobile phones closer to the coupling antenna may increase resistance to interfering signals. Such interfering signals may come from base stations, or from mobiles being tested on an adjacent workbench. Interference can also occur if the test signal is reflected by a metal plate close to an antenna coupler. Measurements achieved with high coupling losses can easily be impacted by other signals or reflected waves. Such measurements produce a false reading. With good coupling values – like those on the 4916 – the interference impact is low and mostly below measurement resolution.



## Standard Shuttle for Go/NoGo Tests

The mobile being tested must be positioned correctly over the coupler to ensure accurate readings. The 4916 with the standard shuttle has five snap-in positions, which are spaced 2 cm or 0.8 inch apart. This is close enough to find a suitable position for good coupling values, but also wide enough to avoid handling errors.

## XY Shuttle for High-Precision Measurements

With the 4914 Antenna Coupler, Aeroflex introduced a coupling technology in the 400 MHz range that has been tried and tested for long in mobile phone service. Service shops take advantage of Aeroflex's long lasting experience in checking mobile phones easily, quickly and safely with antenna couplers.

It goes without saying that the antenna coupler can also be used with mobile phone systems using the 400 MHz range, e.g. CDMA 450.

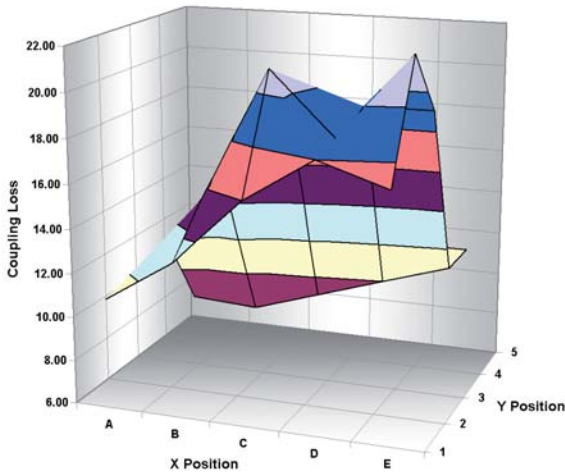
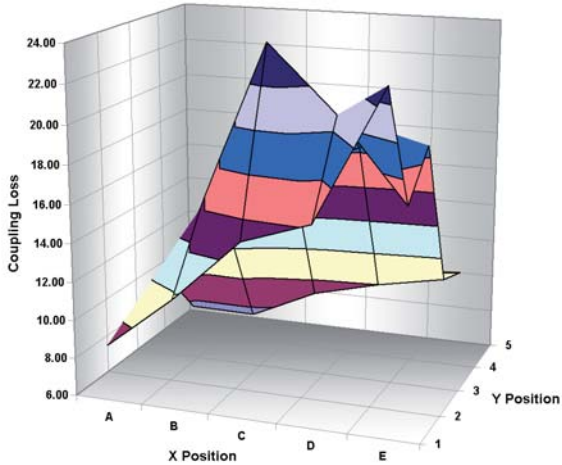


The XY Shuttle brings the mobile phone even closer to the coupling antenna, further improving measurement accuracy and repeatability. The position of the mobile phone over the coupler can be adjusted in two dimensions (vertical and horizontal). Five snap-in positions in each dimension guarantee reproducible results if the same position is used for a type of mobile phone.

The measurement accuracy is improved by reducing the coupling loss between the phone and the coupler antenna: With the XY Shuttle, the receiver of most test instruments will operate in the optimum level range to allow high-precision measurements.

## Aeroflex's Support Beyond the Product

Testing the mobile phone through a RF coupling device has the advantage of including the antenna in the test. However, any antenna coupler also picks up other signals from the air, which may impact the results. Therefore, Aeroflex is also offering a small shielding chamber that avoids interference between the phone under test and real network components. This shielding chamber, the 4921 RF Shield, fulfills the shielding requirements of more than 70 dB.



RF coupling means that the signal is radiated over the air rather than a cable. Part of the signal sent by one device is received by the other; the rest of the signal is lost in the air. For power level and receiver measurements it is essential to compensate this coupling loss. The test instruments from Aeroflex can be set up so that they compensate the coupling loss and deliver precise measurements if the correct coupling factors are entered.

If you are using the 7310 Lector and Scriptor family for test automation products, the software can automatically set up the correct coupling factors for use with the 4916 Antenna Coupler and the 4921 RF Shield. The optional 7360 Coupling Factor Update License includes the coupling values for more than 450 wireless devices for

different wireless standards and is continuously updated for new phones. For each frequency band supported by the phone, there are one or more coupling factors for each of the receive and transmit frequency bands.



For the 7360 Coupling Factor Update License, Aeroflex determines the optimum coupling position after evaluating the coupling in all 25 positions on the fixture, in both directions (transmit and receive) and in all the frequency bands supported by the mobile phone.

## Shielding Avoids False Results and Protects Against Interference

Testing mobile phones on an antenna coupler requires operation of the mobile phone on various frequencies at different power levels.



These frequencies are often used by network operators. Interference is an obvious problem. Even though interference of surrounding signals is reduced by the 4916's good coupling values, they are still present.

Additional mobile phones under test radiate, and this radiation has a high potential of interfering with a mobile phone network.

These interference effects range from bad voice quality to disrupting mobile phone calls in the vicinity.

The Aeroflex 4921 RF Shield encloses the 4916 Antenna Coupler, providing the necessary isolation. The package consisting of RF Shield and Antenna Coupler ensures accurate, interference-free testing and avoids distortion of network operators' business.

## 1210 Enables 3.5G Data Card Tests

The third generation of wireless devices brings about PCMCIA cards for data communications. The current communication testers address the need for testing these devices on GPRS, EDGE, WCDMA, HSPA, CDMA2000 and 1xEV-DO data channels as well as for WLAN enabled data cards. The 4916 Antenna Coupler with the 1210 PCMCIA Data Card Testing Option now closes the gap between the wireless device and the test instrument! Data cards with either 16-bit or 32-bit interface can easily be tested with the 4921 RF Shield PCMCIA Package, a test instrument such as the 4400 Series Mobile Phone Tester or the 3100 Mobile Fault Finder and a PC. The package includes the 4921 RF Shield, the 4916 Antenna Coupler, the 1210 PCMCIA Data Card Testing Option and two adapters for PCMCIA cards. Software drivers for products from data card manufacturers like Novatel Wireless, Sierra Wireless and Option are also included and can be updated from the web; a complete list of data cards supported can be found at:

[www.elandigitalsystems.com/support/ufaq/supportedcards.php](http://www.elandigitalsystems.com/support/ufaq/supportedcards.php)  
(see U111 and U142-supported 3G data cards)



## SPECIFICATIONS

### Frequency Range (continuous)

|           |                 |
|-----------|-----------------|
| Usable    | 700 to 2700 MHz |
| Optimized | 800 to 2200 MHz |

### RF Match (VSWR)

In the range 0.8 to 2.2 GHz <2.5, typ. 2.0

### Coupling Deviation

|                   |         |
|-------------------|---------|
| To reference unit | <0.7 dB |
| Between two units | <1.4 dB |

### Max. Power

|                         |        |
|-------------------------|--------|
| Mobile phone            | 38 dBm |
| At 4916's QMA connector | 26 dBm |

### RF Connector

|          |                 |
|----------|-----------------|
| On board | QMA (Quick SMA) |
| RF cable | N-Type or TNC   |

### Weight

|         |                          |
|---------|--------------------------|
| Board   | Approx. 700 g (1.5 lbs.) |
| Shuttle | Approx. 130 g (0.3 lbs.) |

### Dimensions

|                  |                                        |
|------------------|----------------------------------------|
| Board            | 175 x 255 x 50 mm (6.89" x 10" x 1.9") |
| Standard shuttle | 160 x 120 x 55 mm (6.3" x 4.7" x 1.9") |
| XY Shuttle       | 218 x 125 x 33 mm (8.6" x 4.9" x 1.3") |
| PDA Shuttle      | 160 x 120 x 65 mm (6.3" x 4.7" x 2.5") |

## **ORDERING DETAILS**

---

|                                                                                                                                                                      |            |
|----------------------------------------------------------------------------------------------------------------------------------------------------------------------|------------|
| 4916 Antenna Coupler with XY Shuttle                                                                                                                                 | AG 248 720 |
| 4916 Antenna Coupler and 4921 RF<br>Shield Package (N-N) (with XY Shuttle)                                                                                           | AG 248 721 |
| XY Shuttle for 4916 (upgrade)                                                                                                                                        | AG 248 698 |
| Standard Shuttle (older blue model for retrofit)                                                                                                                     | AG 248 691 |
| PDA Shuttle for 4916 Shuttle with Universal<br>Cradle for PDA or Wide Phones                                                                                         | AG 248 692 |
| 1210 PCMCIA Data Card Testing Option<br>Upgrade for existing couplers, includes<br>shuttle for 4916, modified back panel for 4921,<br>power supply, cables, software | AG 248 509 |
| 1210 32-bit PCMCIA Adapter                                                                                                                                           | AG 375 444 |
| 1210 16-bit PCMCIA Adapter                                                                                                                                           | AG 375 445 |
| 4921 RF Shield PCMCIA Package<br>4921 RF Shield, 4916 Antenna Coupler,<br>1210 PCMCIA Data Card Testing Option,<br>32-bit and 16-bit PCMCIA Adapters                 | AG 248 463 |



For the very latest specifications visit [www.aeroflex.com](http://www.aeroflex.com)

**CHINA Beijing**

Tel: [+86] (10) 6539 1166  
Fax: [+86] (10) 6539 1778

**CHINA Shanghai**

Tel: [+86] (21) 5109 5128  
Fax: [+86] (21) 5150 6112

**CHINA Shenzhen**

Tel: [+86] (755) 3301 9358  
Tel: [+86] (755) 3301 9356

**FINLAND**

Tel: [+358] (9) 2709 5541  
Fax: [+358] (9) 804 2441

**FRANCE**

Tel: [+33] 1 60 79 96 00  
Fax: [+33] 1 60 77 69 22

**GERMANY**

Tel: [+49] 8131 2926-0  
Fax: [+49] 8131 2926-130

**HONG KONG**

Tel: [+852] 2832 7988  
Fax: [+852] 2834 5364

**INDIA**

Tel: [+91] 80 [4] 115 4501  
Fax: [+91] 80 [4] 115 4502

**KOREA**

Tel: [+82] (2) 3424 2719  
Fax: [+82] (2) 3424 8620

**SCANDINAVIA**

Tel: [+45] 9614 0045  
Fax: [+45] 9614 0047

**UK Stevenage**

Tel: [+44] (0) 1438 742200  
Fax: [+44] (0) 1438 727601  
Freephone: 0800 282388

**USA**

Tel: [+1] (316) 522 4981  
Fax: [+1] (316) 522 1360  
Toll Free: 800 835 2352



As we are always seeking to improve our products, the information in this document gives only a general indication of the product capacity, performance and suitability, none of which shall form part of any contract. We reserve the right to make design changes without notice. All trademarks are acknowledged. Parent company Aeroflex, Inc. ©Aeroflex 2010.

[www.aeroflex.com](http://www.aeroflex.com)  
[info-test@eroflex.com](mailto:info-test@eroflex.com)



Our passion for performance is defined by three attributes represented by the icons pictured above: solution-minded, performance-driven and customer-focused.